



Chapter  
1

# Me and My Family


→ UNIT-1

## We and Our Surroundings



### explanation

#### All about myself



Who is this ?

This is me.

Paste a  
photograph  
of yourself  
here.

People call me

\_\_\_\_\_

\_\_\_\_\_

\_\_\_\_\_

I am \_\_\_\_\_ years old.

\_\_\_\_\_

\_\_\_\_\_

\_\_\_\_\_

I celebrate my birthday on \_\_\_\_\_ of \_\_\_\_\_.

\_\_\_\_\_

\_\_\_\_\_

\_\_\_\_\_

#### My favourite

Toys

\_\_\_\_\_

\_\_\_\_\_

\_\_\_\_\_

Friends

\_\_\_\_\_


\_\_\_\_\_

\_\_\_\_\_



# activity

What do you like to eat and drink?



Paste/Draw a picture of your favourite food here.

I like to eat

---

---

---

Paste/Draw a picture of your favourite drink here.

I like to drink

---

---


---



# explanation


## All about my family

Everyone has a family. Grandfather, grandmother, father, mother, brothers and sisters together make a family.



# activity

Introduce me to your family.



Paste a photograph of your grandparents in the space given below.

They are my grandparents.

My grandfather's name is

---

---

---

and my grandmother's name is

---

---

---

Paste a photograph of your parents in the space given below.

They are my parents.

My father's name is

and my mother's name is

Paste a photograph of your brothers/sisters in the space given below.

They are my brothers/sisters.

Their names are





# explanation


My \_\_\_\_\_

is the head of our family.

Everyone respects and listens to him/her. We are a happy family. We love each other.

**We all help each other**

How does your father help?



By making tea for my mother every morning.



By dressing me up for school.



How does your mother help?



By cooking tasty food for all of us.




By helping me with my studies.





How do you help?



By keeping my toys and books properly.



By taking care of my bother/sister.



**Let us do something for our parents.**

Write a thank you note to your parents for all that they have done for you on a postcard. Paste a stamp in the small box on the postcard. Also write your address in the space given for writing address. Now paste this postcard in the space given below.



A large, empty rectangular box with a light blue border, intended for pasting a postcard.

What was your parents response?

Four horizontal lines for writing the response, alternating between pink and light blue colors.

# ? exercise

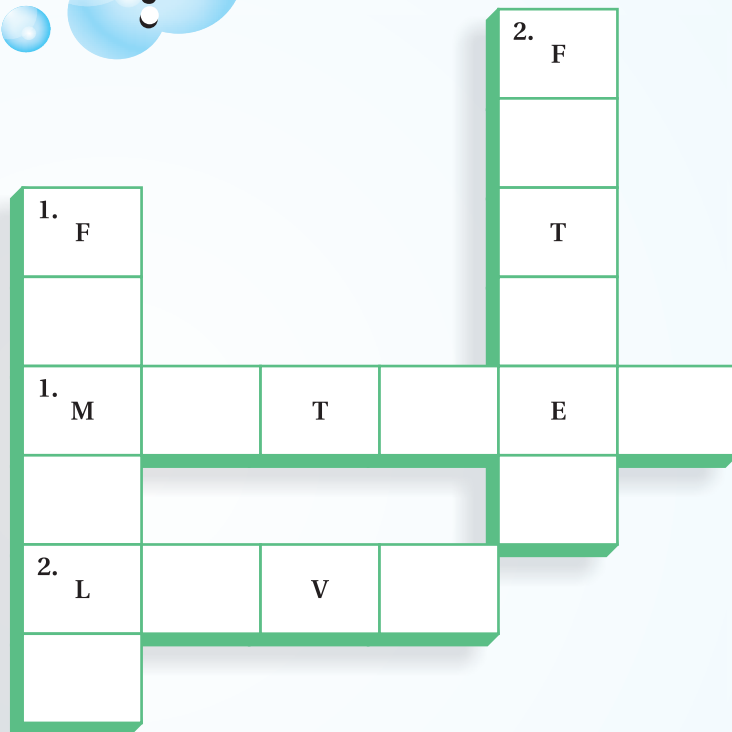

## A. Solve the puzzle:

### Down:

1. We are a happy \_\_\_\_.
2. He dresses me up for school.

### Across:

1. She cooks food for me.
2. We \_\_\_\_ each other.



## B. Give two ways in which you can help your brother/sister.

\_\_\_\_\_

\_\_\_\_\_

\_\_\_\_\_

\_\_\_\_\_


\_\_\_\_\_

\_\_\_\_\_

\_\_\_\_\_

\_\_\_\_\_

### C. Complete the following (One is done for you)



Things I do:

1. I clean my room.

2.

Two sets of horizontal lines for writing, each set consisting of a top pink line, a middle blue line, and a bottom pink line.

Things my father does:

1.

Two sets of horizontal lines for writing, each set consisting of a top pink line, a middle blue line, and a bottom pink line.

2.

Two sets of horizontal lines for writing, each set consisting of a top pink line, a middle blue line, and a bottom pink line.

Things my mother does:

1.

Two sets of horizontal lines for writing, each set consisting of a top pink line, a middle blue line, and a bottom pink line.

2.

Two sets of horizontal lines for writing, each set consisting of a top pink line, a middle blue line, and a bottom pink line.

## project report



Collect two pictures:

- One of a large family
- One of a small family

Paste these pictures in your project book. Write the names of the people in the pictures.



A series of horizontal lines for writing, consisting of alternating blue and pink lines, providing a template for a student to write on.

The page contains a series of horizontal lines for writing, alternating between pink and light blue colors. The lines are arranged in groups of three, with a pink line at the top and bottom of each group, and a light blue line in the middle. There are 15 such groups of lines on the page.